

LAB SPACE AVAILABLE FOR LEASE

EMERY STATION  
RESEARCH CAMPUS

5959 HORTON STREET | SUITE 450 | EMERYVILLE, CA

±18,144 SF PREMIER LAB AND OFFICE SPACE READY FOR IMMEDIATE OCCUPANCY


SUITE 450  
AVAILABLE

A built-out suite fully-furnished with private terrace overlooking the entire research campus and views to Golden Gate Bridge.

WAREHAM  
DEVELOPMENT

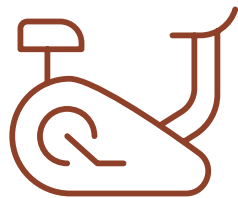
CBRE

## PROPERTY HIGHLIGHTS



### NEW PURPOSE-BUILT LIFE SCIENCE LABORATORY

- Plug & play lab equipment and infrastructure with built-in lab benches and sinks
- Lab and Office FF&E included
- Loading dock and freight elevator
- 24/7 engineering support
- Property management team expertise with lab tenants



### BEST IN CLASS AMENITIES

- Campus fitness center
- Shared conference rooms throughout campus
- Bi-monthly speaker series in collaboration with all Wareham tenants
- Bike parking, bike share, and bike repair stations
- Abundance of food and beverage opportunities throughout campus
- 24/7 on-site security



### HEALTH & WELLNESS

- Private terrace overlooking EmeryStation campus
- Bay views
- Lush organic gardens and art throughout camp




### TRANSPORTATION

- Easy access to major highways 580, 24, 880 and SF Bay Bridge.
- Direct access to last mile transit options including AC transit, Emery-Go-Round shuttle to BART, and ride share services
- Adjacent to Amtrak Intermodal Transit Center with Capitol Corridor route from Sacramento to San Jose.
- Ample parking throughout campus with additional street level public parking throughout campus.



PROPERTY INTERIOR

PLUG & PLAY LAB AND  
OFFICE FOR LEASE



SUITE 450 | ±18,144 RSF



LAB BUILD-OUT

- Chemistry lab area with 4 fume hoods
- Lab Storage/Process Gasses
- Quarantine Storage
- Built-in lab benches with sinks
- Gown ISO 8 Room
- ISO 7 Clean Lab Support Room
- Dark room/microscopy
- Clean room with gowning area
- Lab support room
- In-suite vacuum & CDA
- Stand-by power
- Loading dock and freight elevator
- Additional Open Lab & Lab Support/Storage Planned & Permitted (see floorplan)

OFFICE BUILD-OUT:

- Open bull pen with 48 workstations - adjustable height desks and chairs
- Main conference room with seating for 14+ people
- Secondary conference room with seating for 12
- Large and equipped breakroom and all hands meeting area
- CEO office with adjacent personal conference room
- 17 private offices/huddle or telephone rooms
- Direct access to a usable outdoor terrace

LEGEND

- BUILDING SUPPORT
- LAB
- OPEN OFFICE

## OUR TENANTS

# ATTRACTING THE BEST AND THE BRIGHTEST TENANTS

Tenants grow with Wareham and recruit from one of the most important science and tech ecosystems in the world including three nearby world-renowned universities — UC Berkeley, UC San Francisco, and Stanford University — and Lawrence Berkeley National Laboratory, the oldest federal lab in the U.S.



## EMERY STATION RESEARCH CAMPUS



IN THE HEART OF THE EAST SHORE BIOTECH AND RESEARCH CLUSTER  
ONE OF THE BAY AREA'S EARLIEST AND MOST SUCCESSFUL CENTERS OF INNOVATION

EMERY STATION  
RESEARCH CAMPUS



---

OFFICE AND LABORATORY  
space in a Wareham research campus  
with potential collaborators in one of the  
largest research clusters in  
Northern California

---

MINUTES  
from UC Berkeley, Lawrence Berkeley  
National Laboratory, Bakar Lab, Berkeley  
Skydeck, Berkeley Start Up Cluster, and  
Wareham's Aquatic Park Research Campus and  
Emery Station Research Campus,  
AND plentiful opportunities to network with all.

---

ABUNDANT AMENITIES  
On-site restaurants or short walk to others,  
to shopping districts, health facilities,  
entertainment.

---

COMPLIMENTARY  
Dedicated shuttles throughout our  
campuses to BART and Amtrak Capitol  
Corridor Route.

---

CAMPUS parking

IN THE CENTER OF THE CRITICAL BERKELEY-EMERYVILLE  
RESEARCH & DEVELOPMENT CLUSTER



# TRANSPORTATION



Emery Go-Round dedicated shuttle ([emeryground.com](http://emeryground.com)) stops throughout our campus with frequent and reliable schedules:

- All around Emeryville.
- To MacArthur BART.
- Between Wareham's Emeryville and West Berkeley research campuses.

Amtrak Capitol Corridor train between Sacramento and San Jose ([amtrak.com/capitolcorridor](http://amtrak.com/capitolcorridor)) on campus.

Lots of bike and pedestrian paths and trails.

## DRIVE TIMES

3 MINS	Wareham Aquatic Park Research Campus
11 MINS	Downtown Berkeley
11 MINS	UC Berkeley
11 MINS	Lawrence Berkeley National Lab
18 MINS	Downtown San Francisco
20 MINS	Downtown Oakland
22 MINS	Oakland Airport
30 MINS	SFO



# AMENITIES

**RESTAURANTS**

**RESTAURANTS**

**SAN PABLO STREET RESTAURANTS**

**PUBLIC MARKET**

FOOD COURT: 15+ EATERIES

**BAY STREET**

**POWELL STREET PLAZA**

**EAST BAY BRIDGE CENTER**

**IKEA**

5959 HORTON




## BEST-IN-CLASS AMENITIES WITHIN WALKING DISTANCE

- + Easy access from all major public transportation and freeways with plentiful campus parking and car-charging stations.
- + Dedicated Emery Go-Round shuttle to and from BART.
- + Amtrak Intermodal Transit Center for easy commutes between Sacramento and San Jose on Capitol Corridor Route.
- + Walkable to or a quick free shuttle hop to the restaurants, shopping, hospitality, and entertainment at Public Market, Powell Street Plaza and Bay Street.
- + Recruiting and collaboration opportunities with US Berkeley, UC San Francisco, Stanford University, and Lawrence Berkeley National Laboratory.

CAMPUS AMENITIES

5959 HORTON STREET, SUITE 450 | EMERYVILLE



## CONTACT

---

JAMES BENNETT  
Vice Chairman  
+1 415 377 8948  
james.bennett@cbre.com  
Lic. 00869074

MIKE RAFFETTO  
Senior Vice President  
+1 510 874 1992  
mike.raffetto@cbre.com  
Lic. 01201289

CHARLIE MORAN  
Vice President  
+1 650 494 5152  
charlie.moran@cbre.com  
Lic. 02102431

**WAREHAM**  
DEVELOPMENT

**CBRE**

© 2024 CBRE, Inc. All rights reserved. This information has been obtained from sources believed reliable, but has not been verified for accuracy or completeness. You should conduct a careful, independent investigation of the property and verify all information. Any reliance on this information is solely at your own risk. CBRE and the CBRE logo are service marks of CBRE, Inc. All other marks displayed on this document are the property of their respective owners. All marks displayed on this document are the property of their respective owners.

**EMERY STATION**  
RESEARCH CAMPUS



5959 HORTON STREET